



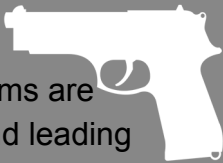
Youth Suicide Fact Sheet

PUBLIC HEALTH
Prevent • Promote • Protect
BENTON-FRANKLIN HEALTH DISTRICT

Washington State Statistics^{2,3}

216 Suicide Deaths In 2017 Ages 10-24

Second Leading Cause of **DEATH** Among Youth ages **10-24**

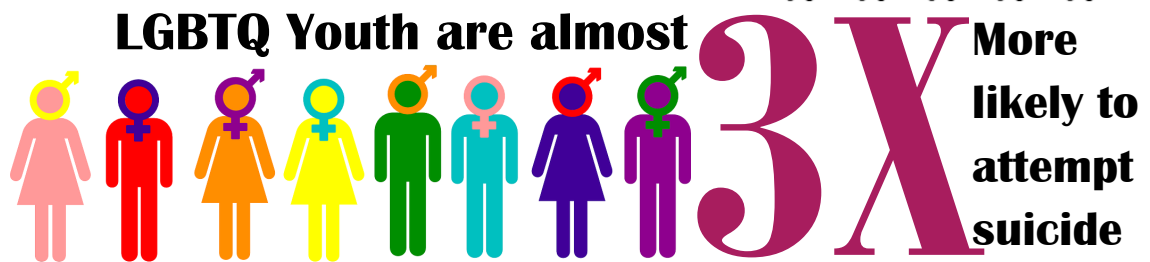



Firearms are the 2nd leading method of suicide for Washington youth

Benton & Franklin County Data¹

When looking at youth suicide, there are definite disparities in who are at greater risk for suicide attempts. In Benton and Franklin Counties, while male students are more likely to die by suicide, female students have almost double the rates as their male counterparts for both contemplation and attempt at suicide. Youth of color are also almost twice as likely to attempt suicide than white students.

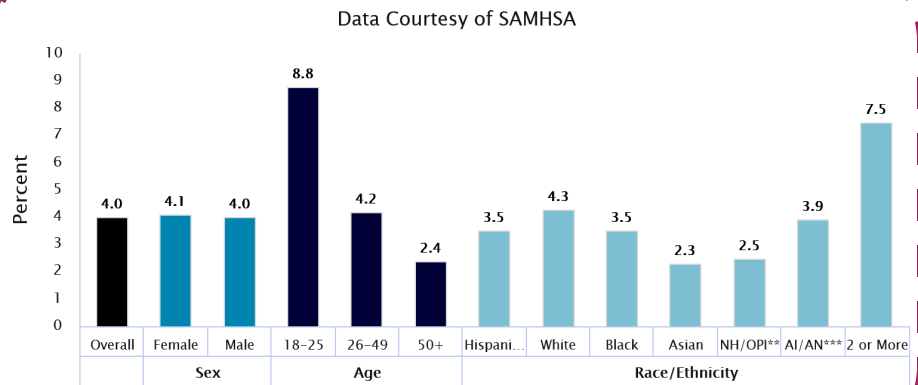
LGBTQ students are at an even greater risk, with LGBTQ youth being almost three times as likely to attempt suicide and twice as likely to contemplate suicide.



National Snapshot^{4,5}

Suicide among youth has tripled since the 1940's with suicide being the third leading cause of death for youth between the ages of 10-24. Ages 18-25 have the highest rate of suicidal thoughts among all age groups.

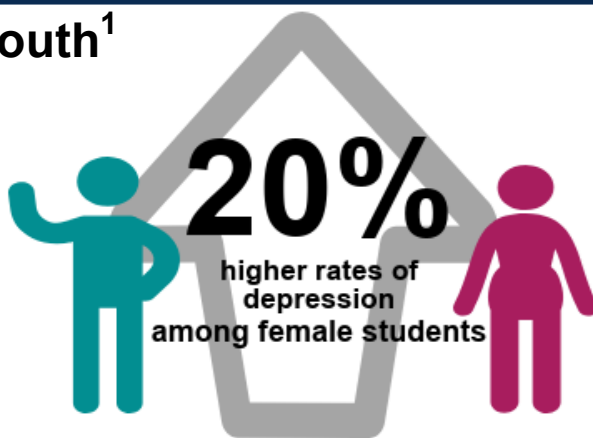
Past Year Prevalence of Suicidal Thoughts Among U.S. Adults (2016)



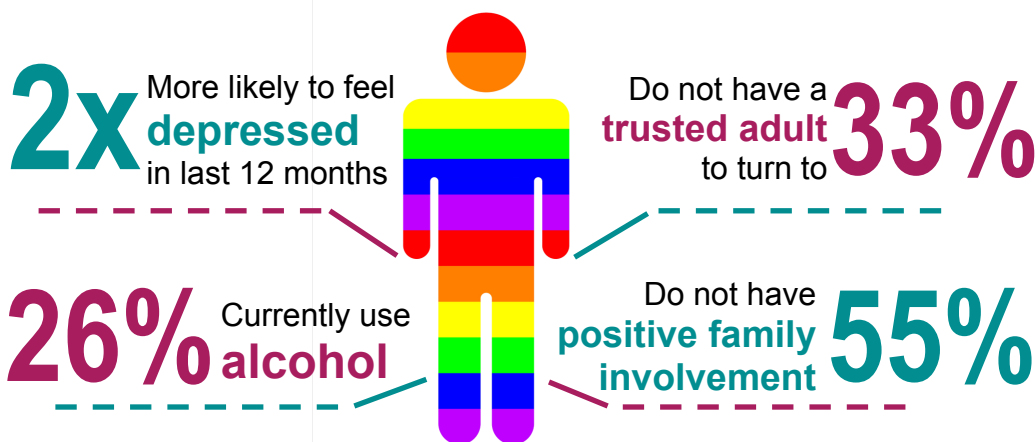
Risk Factors

Benton-Franklin Youth¹

Certain factors can increase a person's risk for death by suicide. The Healthy Youth Survey monitors some of the risk factors, including depression in the past year, alcohol use, and access to protective measures, such as connectedness to family and community. Female students surveyed are nearly twice as likely to report having felt depressed in the past year than their male counterparts. LGBTQ students outpaced their straight counterparts in risk factors like depression and alcohol use, while also having lower rates of protective factors related to connectedness, such as having a trusted adult they could turn to when feeling sad or hopeless and opportunities for positive participation in the family setting.



Benton-Franklin LGBTQ Youth Specific Data:



Sources

1. Washington State Healthy Youth Survey. 2016. Raw data analyzed by Benton-Franklin Health District for bi-county results in August 2018.
2. Washington Department of Health Center for Health Statistics. 2017.
3. Washington State Department of Health. 2018. Youth Suicide FAQs.
4. Centers for Disease Control and Prevention. September 2017. Suicide Among Youth.
5. National Institute of Mental Health. May 2018. Suicide Statistics.
6. American Foundation for Suicide Prevention. 2018. Risk Factors and Warning Signs. <https://afsp.org/about-suicide/risk-factors-and-warning-signs/>

National Risk Factors⁶




Depression or other mental disorders


Chronic pain or other medical conditions



Substance abuse



Having guns or other firearms in the home



Family history

Recently released from jail



Exposure to suicidal behavior